




Book Buddy

A Basic English/Spanish Academic Study Guide
for ELL Students





www.collierschools.com

Dr. Leslie Ricciardelli
Superintendent of Schools

THE DISTRICT SCHOOL BOARD OF COLLIER COUNTY

Kelly Mason, Chair
Stephanie Luccarelli, Vice - Chair
Erick Carter, Member
Tim Moshier, Member
Jerry Rutherford, Member

This report has been prepared by The District School Board of Collier County.
Additional copies, if available, may be obtained by writing:

Collier County Public Schools
Secondary Programs
5775 Osceola Trail
Naples, FL 34109-0919

VISION - Where We Are Going

Inspire students to achieve academic excellence.

Mission - How We Get There

CCPS will develop students' intellectual capacity and confidence in order to be successful lifelong learners with strong moral character who strive to reach their potential as productive members of American culture.

The District School Board of Collier County does not discriminate on the basis of race, color, national origin, sex, disability, or age in the provision of educational opportunities or employment opportunities and benefits. The District School Board does not discriminate on the basis of sex or disability in the education programs and activities that it operates, pursuant to the requirements of Title IX of the Education Amendments of 1972, Section 504 of the Rehabilitation Act of 1973, and the Americans with Disabilities Act of 1990, respectively. The right not to be discriminated against extends to both employees and students of the District and shall include equal access to designated youth organizations in conformity with the Boy Scouts of America Equal Access Act. The following personnel should be contacted for inquiries about their rights or to learn how to file a complaint regarding discrimination.

Employees: Educational Equity Act, Title IX, Section 504 (Rehabilitation Act) or the Americans with Disabilities Act, contact Ian Dean, Executive Director, Human Resources and Deputy Title IX Coordinator for Employees, (239) 377-0365, The District School Board of Collier County, 5775 Osceola Trail, Naples, Florida 34109.

Students: Educational Equity Act, Title IX, or the Age Discrimination Act of 1975, contact Stephen McFadden, Coordinator, School Counseling K-8, and Deputy Title IX Coordinator for Students, (239) 377-0517, The District School Board of Collier County, 5775 Osceola Trail, Naples, Florida 34109

Section 504 (Rehabilitation Act) and the Americans with Disabilities Act, contact Jana Csenger, Coordinator, Psychological Services, (239) 377-0521, The District School Board of Collier County, 5775 Osceola Trail, Naples, Florida, 34109.

Dear Parents,



















The Book Buddy was created to assist parents who do not speak the English language and want to help their child with learning some Basic English words at home. The pages consist of English words, translation of the English word, and how you would hear your child pronounce the English word (represented in red brackets).

For example: If you see the word in red with brackets (*ei*) you would read the word as if you are reading in your native language. This would represent what you would hear if your child has said the word correctly in English. We hope this empowers non English speaking parents to assist their child in learning the basic English words needed to begin acquiring the English language.

Estimados padres,

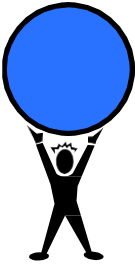














El “Book Buddy” fue creado para ayudar a los padres que no hablan inglés pero que desean apoyar a sus hijos/as aprenderse algunas palabras básicas en inglés en la casa. Las páginas se componen de palabras en inglés, traducción de dichas palabra, y la forma en la cual usted oirá a su hijo/a pronunciar la palabra en inglés (representado entre paréntesis en rojo).




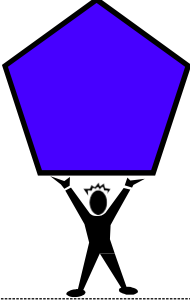
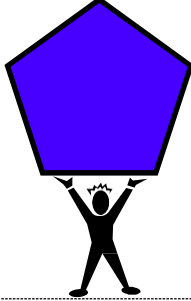
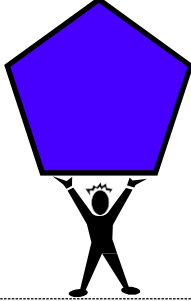
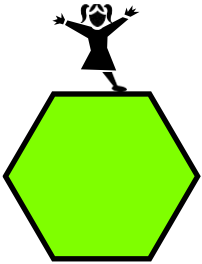
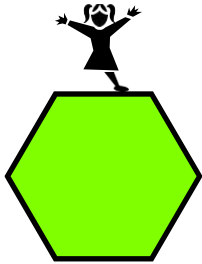
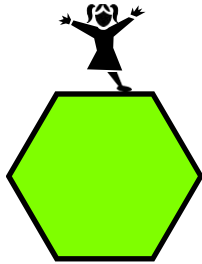
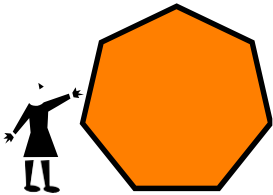
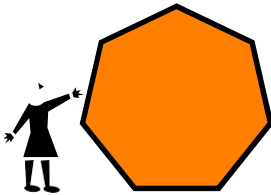
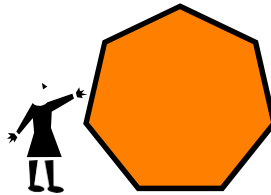
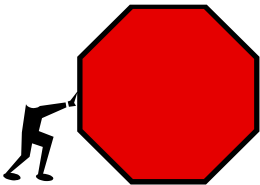

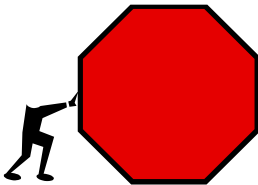
Por ejemplo: Si aparece la palabra en rojo entre paréntesis (*ei*) usted leerá la palabra con la pronunciación de su idioma natal. Esto representa lo que usted oiría si su hijo ha dicho la palabra en inglés correctamente. Esperamos que esto capacite los padres que no hablan inglés ayudar a sus hijos/as aprender las palabras básicas de Inglés que ellos necesitan para adquirir el dicho idioma.

Alphabet		(Alfabeto) (Como se pronuncia en Inglés)	Alphabet		(Alfabeto) (Como se pronuncia en Inglés)
	A a	(ei)		N n	(en)
	B b	(bi)		O o	(ou)
	C c	(si)		P p	(pi)
	D d	(di)		Q q	(kiú)
	E e	(i)		R r	(arr)
	F f	(èf)		S s	(es)
	G g	(lli)		T t	(tí)
	H h	(eich)		U u	(iú)
	I i	(ai)		V v	(vi)
	J j	(lléi)		Ww	(dóbliu)
	K k	(kéi)		X x	(ex)
	L l	(el)		Y y	(uai)
	M m	(em)		Z z	(zi)

<u>Colors</u>	<u>Colores</u>	<u>Colors</u> <i>Como se pronuncia en Inglés</i>	<u>Colors</u>	<u>Colores</u>	<u>Colors</u> <i>Como se pronuncia en Inglés</i>
Red	rojo	(red)	Orange	anaranjado, tomate	(orenj)
Blue	azul	(blu)	Pink	rosado, rosa	(pinc)
Black	negro	(blak)	Purple	morado, violeta	(perpol)
Brown	café, marrón, carmelita	(braun)	White	blanco	(wait)
Gray	gris	(grei)	Yellow	amarillo	(yelou)
Green	verde	(griin)			

<u>Numbers</u>	<u>Números</u>	<u>Nombres</u> <i>(Como se pronuncia en Inglés)</i>	<u>Numbers</u>	<u>Números</u>	<u>Nombres</u> <i>(Como se pronuncia en Inglés)</i>
1	Uno	(uan)	11	Once	(ileven)
2	Dos	(tu)	12	Doce	(tuelf)
3	Tres	(trui)	13	Trece	(tertin)
4	Cuatro	(foar)	14	Catorce	(fortin)
5	Cinco	(faif)	15	Quince	(fiftin)
6	Seis	(six)	16	Dieciséis	(sixtin)
7	Siete	(seven)	17	Diecisiete	(seventin)
8	Ocho	(eit)	18	Dieciocho	(eitin)
9	Nueve	(nain)	19	Diecinueve	(naintin)
10	Diez	(ten)	20	Veinte	(tuenti)

<u>Shapes</u>	<u>(Sheips)</u> Como se pronuncia en Inglés	<u>Formas</u>
Circle	(sircol)	Círculo
		
Triangle	(traí-angol)	Triángulo
		
Square	(esquer)	Cuadrado
		
Rectangle	(réctangel)	Rectángulo
		
Parallelogram	(parolelogram)	Paralelogramo
		

Shapes	Formas	<u>(Sheips)</u> (Como sepronuncia en Inglés)
Trapezoid	(trapezoid)	Trapezoide
		
Pentagon	(pentagon)	Pentágono
		
Hexagon	(jecsagon)	Hexágono
		
Heptagon	(jeptogon)	Heptágono
		
Octagon	(octagon)	Octágono
		













Days of the Week


(Deis of da wic)



















(Como se pronuncia en Inglés)

Días de la Semana

SUNDAY	MONDAY	TUESDAY	WEDNESDAY	THURSDAY	FRIDAY	SATURDAY
Sunday	Monday	Tuesday	Wednesday	Thursday	Friday	Saturday
(sondei)	(mondei)	(tusdei)	(uensdei)	(zersdei)	(fraidei)	(saterdei)
domingo	lunes	martes	miércoles	jueves	viernes	sábado
















<u>Seasons</u>	<u>(Sizons)</u> <u>(Como se pronuncia en Inglés)</u>	<u>Estaciones</u>
Winter	(winter)	Invierno
		
Spring	(spring)	Primavera
		
Summer	(somer)	Verano
		
Fall	(fal)	Otoño
		



















<u>Months of the Year</u>		<u>(Monz of da yier)</u> <u>(Como se pronuncia en Inglés)</u>	<u>Meses del Año</u>
	January	(janiueri)	Enero
	February	(februeri)	Febrero
	March	(march)	Marzo
	April	(eipril)	Abril
	May	(mey)	Mayo
	June	(jun)	Junio
	July	(julai)	Julio
	August	(agest)	Agosto
	September	(september)	Septiembre
	October	(octouber)	Octubre
	November	(november)	Noviembre
	December	(disember)	Diciembre

<u>Weather</u>	<u>(Weder)</u> (Como se pronuncia en Inglés)	<u>Clima</u>
		
Cloudy	(claudi)	Nublado
		
Partly Cloudy	(partli claudi)	En parte Nublado
		
Rainy	(reini)	Lluvioso
		
Snow	(snou)	Nieve
		
Sunny	(sonni)	Soleado
		
Thunder	(zonder)	Trueno

<u>Punctuation Marks</u>		<u>(Punchueichon Marks)</u> <u>(Como se pronuncia en Inglés)</u>	<u>Signos de Puntuación</u>
!	Exclamation Mark	(exclameichon marc)	Signo de admiración
?	Question Mark	(queschon marc)	Signo de interrogación
.	Period	(piriod)	Punto
,	Comma	(cama)	Coma
“ ”	Quotation Marks	(quoteichon marc)	Comillas
()	Parentheses	(parénzesis)	Paréntesis
&	And	(eend)	y, e
#	Pound Key	(paund ki)	Signo de número
@	At	(at)	A, arroba
*	Star	(star)	Estrella

<u>Mathematic Symbols</u>		<u>(Mazemarc Cimbols)</u> <u>(Como se pronuncia en Inglés)</u>	<u>Símbolos de Matemáticas</u>
+	Plus	(plos)	Más
-	Minus	(mainos)	Menos
=	Equal	(icual)	Igual
÷	Divide	(divaid)	Dividir
x	Multiply	(moltiplai)	Multiplicar
%	Percent	(percent)	Porcentaje
\$	Dollar	(dolar)	Dólar

<u>Senses</u>	<u>(cences)</u> (Como se pronuncia en Inglés)	<u>Sentido</u>
		
Look	(luk)	Mira
		
Listen	(li-sen)	Escucha
		
Taste	(taist)	Saborear
		
Touch	(toch)	Tocar
		
Smell	(smel)	Oler

<u>Emotions</u>	<u>(emochions)</u>	<u>Emociones</u>
		
Anger	(an-ger)	Enojo
		
Disgust	(dis-gost)	Repugnancia
		
Fear	(fier)	Temor
		
Happy	(japi)	Feliz
		
Sad	(sad)	Triste
		
Surprise	(serpraizd)	Sorpresa

Pre Primer Dolch Words (Spanish) (foldable)

a	(ei)	funny	(fani)
and	(and)	go	(gou)
away	(euei)	help	(jelp)
big	(big)	here	(jier)
blue	(blu)	I	(ai)
can	(can)	in	(in)
come	(com)	is	(iz)
down	(daun)	it	(it)
find	(faind)	into	(intu)
for	(for)	little	(litel)

look	(luk)	see	(si)
make	(meik)	the	(da)
me	(mi)	three	(zri)
my	(mai)	to	(tu)
not	(nat)	two	(tu)
one	(uan)	up	(ap)
play	(plei)	we	(ui)
red	(red)	where	(ue-er)
run	(ron)	yellow	(yelou)
said	(sed)	you	(iu)

Primer Dolch Words (Spanish) (foldable)

all	(ol)	did	(did)
am	(am)	do	(du)
are	(ar)	eat	(it)
at	(at)	four	(foar)
ate	(eit)	get	(get)
be	(bi)	good	(guud)
black	(blak)	have	(jav)
brown	(braun)	he	(ji)
but	(bot)	like	(laik)
came	(keim)	must	(most)

new	(niu)	saw	(sa)
no	(nou)	say	(sei)
now	(nau)	she	(shi)
on	(on)	so	(sou)
our	(aur)	soon	(sun)
out	(aut)	ten	(ten)
please	(pliz)	that	(dat)
pretty	(priti)	there	(de er)
ran	(ran)	they	(dei)
ride	(raid)	this	(dis)

too	(tu)	what	(uat)
under	(onder)	white	(uait)
want	(uant)	who	(ju)
was	(uas)	will	(wil)
well	(uel)	with	(uiz)
went	(uent)	yes	(ies)

First Grade Dolch Words (Spanish)^(foldable)

after	(after)	as	(az)
again	(agein)	ask	(ask)
an	(an)	by	(bai)
could	(cud)	his	(jis)
every	(evri)	how	(jau)
fly	(flai)	jump	(llomp)
from	(from)	just	(jost)
give	(giv)	know	(nou)
going	(goin)	let	(let)
had	(jad)	live	(liv)

has	(jas)	may	(mei)
her	(jer)	of	(av)
him	(jim)	old	(ould)
once	(uans)	thank	(zank)
open	(oupen)	them	(dem)
over	(ouver)	then	(den)
put	(put)	think	(zink)
round	(raund)	walk	(uak)
some	(som)	warm	(uarm)
stop	(stop)	were	(uer)
take	(teik)	when	(uen)

Second Grade Dolch Words (Spanish)^(foldable)

always	olweis	does	doz
around	araund	don't	dount
because	bicos	fast	(fast)
been	biin	first	(ferst)
before	bifoar	five	(faiv)
best	best	found	(faund)
both	bouz	gave	(gueiv)
buy	bai	goes	(gous)
call	col	green	(grin)
cold	could	its	(its)

made	(meid)	tell	(tel)
many	(meni)	their	(de er)
off	(of)	these	(diiz)
or	(or)	those	(douz)
pull	(pul	upon	(upon)
read	(rid)	us	(as)
right	(rait)	use	(ius)
sing	(sing)	very	(very)
sit	(sit)	wash	(uash)
sleep	(slip)	which	(uich)

why	(uai)	would	(wud)
wish	(uish)	write	(rait)
work	(uork)	your	(yor)

Third Grade Dolch Words (Spanish)^(foldable)

about	(abaut)	cut	(cat)
any	(eni)	done	(dan)
better	(beter)	draw	(drau)
bring	(bring)	drink	(drink)
carry	(keri)	eight	(eit)
clean	(cliin)	fall	(fol)
far	(far)	laugh	(laf)
full	(ful)	light	(lait)
got	(gat)	long	(maiself)
grow	(grou)	much	(moch)

hold	(jould)	myself	(maiseif)
hot	(jot)	never	(never)
hurt	(jurt)	only	(onli)
if	(if)	own	(oun)
keep	(kiip)	pick	(pik)
kind	(caind)	seven	(seven)
shall	(shal)	start	(start)
show	(shou)	today	(tudei)
six	(six)	together	(tugueder)
small	(smol)	try	(traif)

Bilingual Survival Phrases

Phrases to help you through the day	Frases para ayudarlo/a durante el día
Hello	Hola
Good morning	Buenos días
Good afternoon	Buenas tardes
Good evening	Buenas noches
Good bye	Adios
Thank you	Gracias
You're welcome	De nada
Please	Por favor
I'm glad to see you	Me alegro de verte
Come in	Entra
What's your name?	¿Cómo te llamas?
How old are you?	¿Cuántos años tienes?
Where do you live?	¿Dónde vives?
Are you hungry?	¿Tienes hambre?
Are you thirsty?	¿Tienes sed?
Go to the bathroom	Ve al baño
Wash your hand	Lávate las manos
Eat your food	Cómete la comida
Drink your milk	Bébetela leche
Brush your teeth	Lávate los dientes
Don't cry	No llores
Don't be afraid	No tengas miedo
Sit down	Siéntate
Come here	Ven aquí
Turn around	Da la vuelta
Stay here	Quédate aquí
Follow me	Sígueme
Get down	Bájate
Get in line	Ponte en la línea
Open the door	Abre la puerta
Close the door	Cierra la puerta
Open up your book	Abre su libro
Go outside	Ve afuera
Go inside	Ve adentro
Hurry, Quickly	Apúrate
What do you want?	¿Qué quieres?
I'm sorry	Lo siento mucho
Do you understand?	¿Comprendes?

Phrases to help you through the day	Frases para ayudarlo/a durante el día
Listen	Escucha
Stand up	Levántate
My name is	Me llamo/Mi nombre es
Very good	Muy bien
That's beautiful	Eso es bonito
Very nice	Muy bueno
What a good job	Buen trabajo
Put your pencil down	Coloca el lápiz sobre la mesa
Close your book	Cierra el libro.
Do you need to use the bathroom?	¿Necesitas ir al baño?
What's your bus number?	¿Cuál es el número de tu autobús?
Who's your teacher?	¿Quién es tu maestra?
Where are you going?	¿Adonde vas?
What's your home phone number?	¿Cuál es tu número de teléfono?
Where's your homework?	¿Adonde está tu tarea?
Did you do your homework?	¿Hiciste la tarea?
Where does your mother/father work?	¿Adónde trabaja tu mamá o tu papá?
Are your parents' home?	¿Se encuentran tus padres en casa?
Are you feeling sick?	¿Te sientes enfermo?
Have you gone to the doctor/clinic?	¿Ya fuiste al doctor o a la clínica?
Did you eat breakfast?	¿Desayunaste algo?
Did you sleep last night?	¿Dormiste bien anoche?
What time did you go to bed?	¿A qué hora te acostaste anoche?
Is everything okay?	¿Todo va bien?
Are you afraid?	¿Tienes miedo?
Is there something you want to tell me?	¿Hay algo que me quieras decir?
Do you know where to go?	¿Sabes adónde ir?
How do you get home?	¿Cómo regresas a la casa?
Keep your hands to yourself	No toques a los demás.
You need to follow the rules	Debes seguir las reglas.