
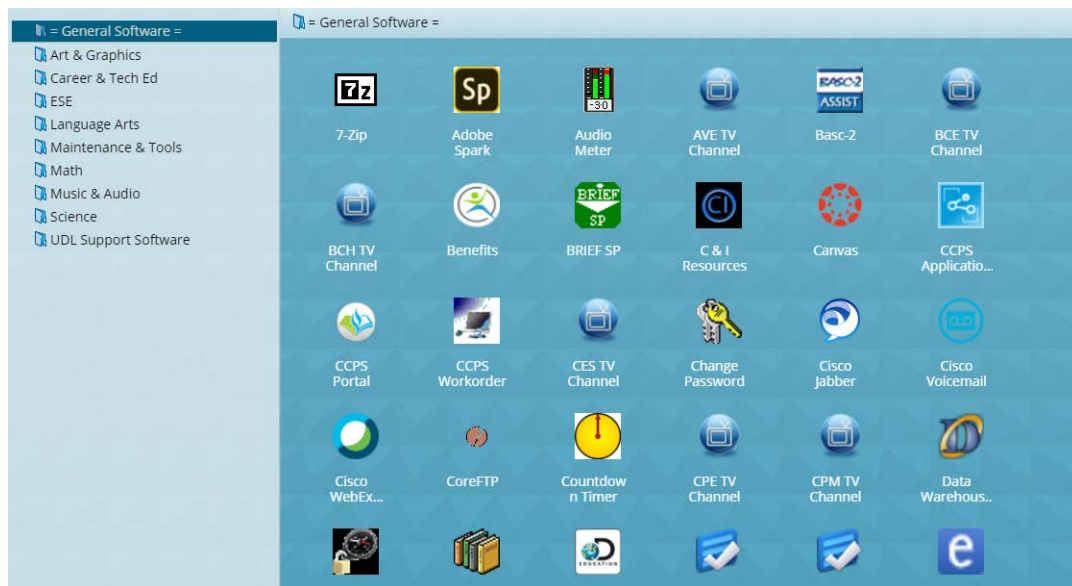


How to Access Zoom from a District Device


1. Locate the CCPS Applications icon from the computer's desktop



2. From the =General Software= section, scroll down until you see the Zoom icon. Programs are listed in alphabetical order.



3. Double click the Zoom icon to launch Zoom.



4. Please note that the icon pictures might change, so it is best practice to look for the product name (Zoom) instead of looking only for the logo.