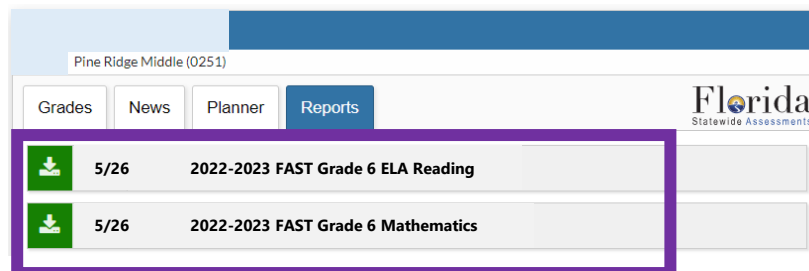


Accessing and Viewing Statewide Assessment Score Reports on FOCUS

Accessing Score Reports

To access score reports on FOCUS:

- Navigate to the **CCPS Portal** and Enter Login Credentials
 - For Assistance with the CCPS Portal, contact helpdesk@collierschools.com or call 239-377-0045
- Click **FOCUS** in the **Parent/Guardian** Section
- Click on the **REPORTS** tab

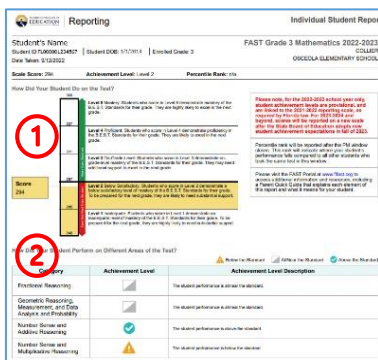


PM1 and PM2 Reports are available on the Florida Department of Education's Family Portal. Click [HERE](#) for directions to access the FLDOE Family Portal.

- Available FAST reports will be listed – click on the green icon  to open the report.

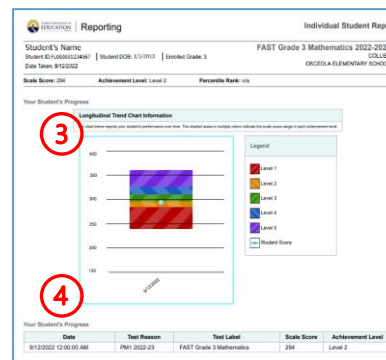
Viewing Score Reports

PM2 occurs at the mid-year point to track student progress from the beginning of the year on learning the B.E.S.T. Standards.



- 1 **Score information:** displays the student's scale score, achievement level, and a chart indicating the student's scale score and where it falls in the achievement level.

- 2 **Performance by Reporting Category:** this section displays the student's achievement level (below, at/near, above the standard) for each reporting category in the test.



- 3 **Longitudinal Trend Chart:** This area displays a student's achievement level over time. This will be more relevant as PM2 and PM3 data are added.
- 4 **Progress Table:** This area contains the same information as the trend chart in a table that lists the date and time of each test, the PM window, the test name, scale score, and achievement level.

For additional help understanding the FAST reports, please click the link below:
[Understanding FAST Grades 3-10 ELA and Mathematics Reports for Families.](#)

For assistance, please email or call:



grades@collierschools.com



239-377-0009