

Collier County Public Schools

Cisco Jabber for iPhone and iPad

Cisco Jabber


Cisco Jabber is an application that can be installed on an iPhone, iPad, Android, Laptop/Desktop computer or virtually any other device.

This application enables the following capabilities:

- Use your CCPS phone number for outgoing and incoming calls (when making calls to parents or community members, the Caller-ID will show as your district provided number (239-377-XXXX))
- Look up contacts from the CCPS corporate directory
- Video Conferencing
- Access to your CCPS Voicemail
- Can be used via any internet connection from any location, you do not have to be connected to the District's network or Wi-Fi

Set Up Cisco Jabber

Download and install Cisco Jabber on your device from the iTunes App Store



Sign-In

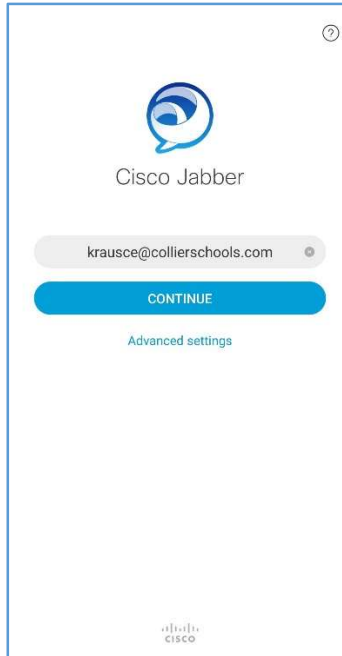
Procedure

Step 1 Open Cisco Jabber.

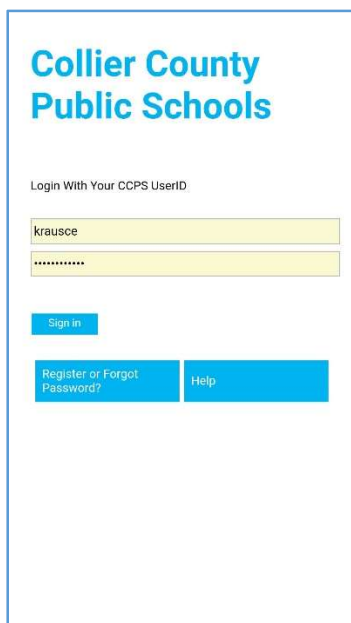
Step 2 Read the licensing agreement and terms of use, and then tap **Accept**.

Step 3 Review the **In Cisco Jabber** screens, and then tap **Get Started Now**.

Step 5 Enter your CCPS e-mail address using the following format: username@collierschools.com



Step 6 If prompted, enter your username and password. (This will be your CCPS network log in)



Calls

When you call with Cisco Jabber, the app uses your CCPS phone number (239-377-XXXX) and displays this number as your Caller-ID

Making a Call

- Tap the “Calls” icon at the bottom of the screen, and then click the **blue keypad icon**.
- Enter in the number you would like to dial and then tap the **green telephone handset icon**.
- When dialing a number, remember to add a 5 at the beginning (same as if you were using a regular CCPS Cisco Phone). For example, if trying to dial 377-0001, enter 53770001 and then tap the green telephone icon to place your call.

